



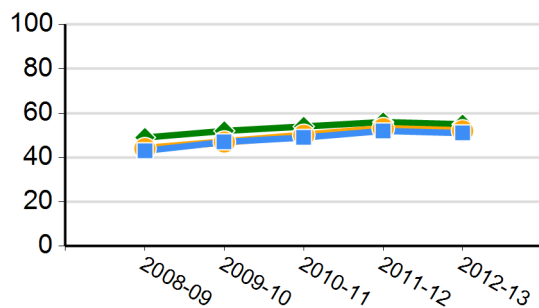
# 2012-13 School Quality Snapshot

## South Sutter Charter

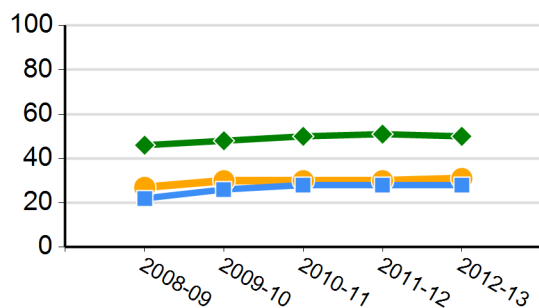
Marcum-Illinois Union Elementary  
2452 El Centro Blvd., East Nicolaus, CA 95659

Grades Offered: K-12  
Enrollment: 2,145  
Charter: Yes  
Title I Funded: No  
CDS Code: 51-71407-0109793

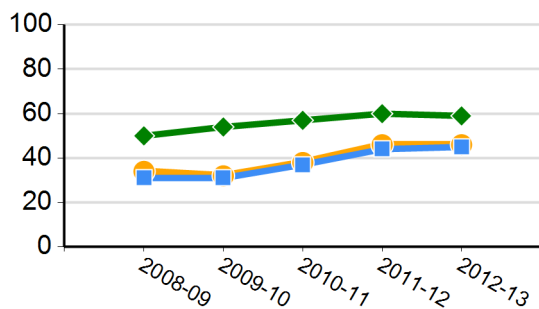
### CST English-language Arts Results (percent proficient and above)



### CST Mathematics Results (percent proficient and above)



### CST Science Results (percent proficient and above)



### California's Academic Performance Index (API)

2013 Growth API	722
Growth from Prior to Current Year	-5
Met Schoolwide Growth Target	No
All Student Groups Met Target	No
2012 Base API State Rank	1
2012 Base API Similar Schools Rank	1

### API Subgroup Performance - 2013 API Growth

	Met Target	Growth
African American or Black		--
American Indian or Alaska Native		--
Asian		--
Filipino		--
Hispanic or Latino	No	-1
Native Hawaiian or Pacific Islander		--
White	No	-4
Two or More Races		--
English Learners	Yes	22
Socioeconomically Disadvantaged	Yes	14
Students with Disabilities		--

Green = Student group met target  
Red = Student group did not meet target  
Blue = Student group is not numerically significant  
-- = Not enough students to report

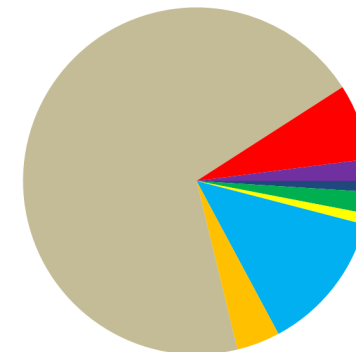
### CHART LEGEND:

■ SCHOOL ● DISTRICT ◆ STATE

CST: CA Standards Test CDS: County-district-school

School and/or district information will not be displayed when data are not available or when data are representing fewer than 11 students.

### 2012-13 Enrollment by Race/Ethnicity

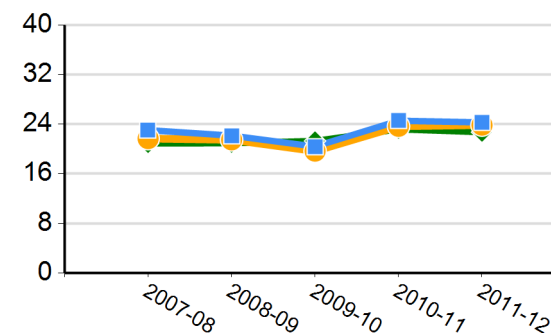


■ American Indian or Alaska Native ■ Hispanic or Latino  
■ Asian ■ African American or Black  
■ Native Hawaiian or Pacific Islander ■ White  
■ Filipino ■ Not Reported

### 2012-13 Subgroup Enrollment

English Learners	7%
Socioeconomically Disadvantaged	53%
Students with Disabilities	7%

### Average Class Size





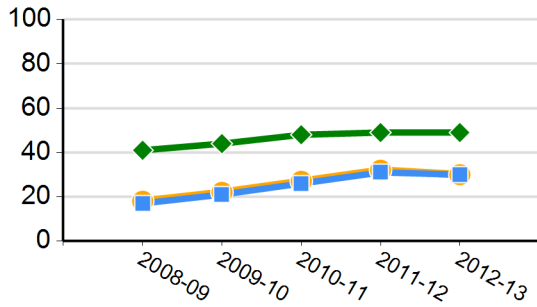
# 2012-13 School Quality Snapshot

## South Sutter Charter

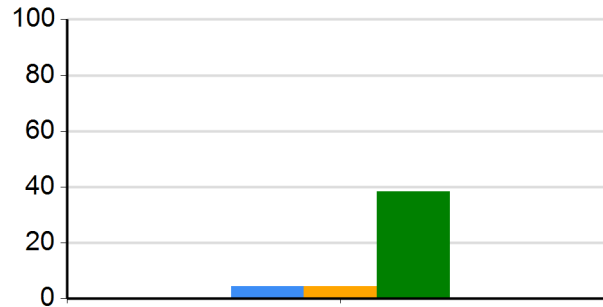
Marcum-Illinois Union Elementary  
2452 El Centro Blvd., East Nicolaus, CA 95659

Grades Offered: K-12  
Enrollment: 2,145  
Charter: Yes  
Title I Funded: No  
CDS Code: 51-71407-0109793

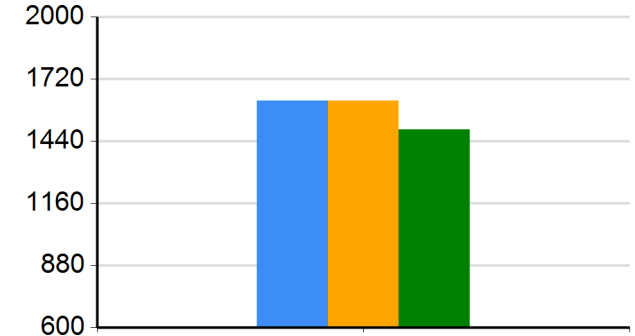
**CST History/Social Science Results**  
(percent proficient and above)



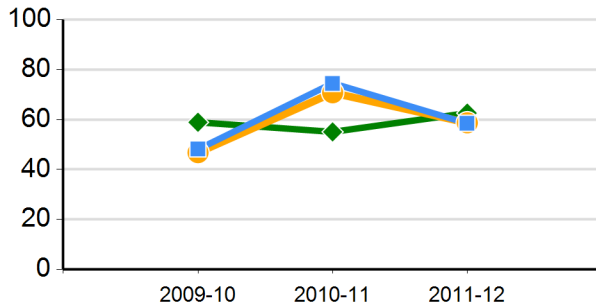
**Percentage of 2011-12 Graduates Meeting University of California "a-g" Requirements**



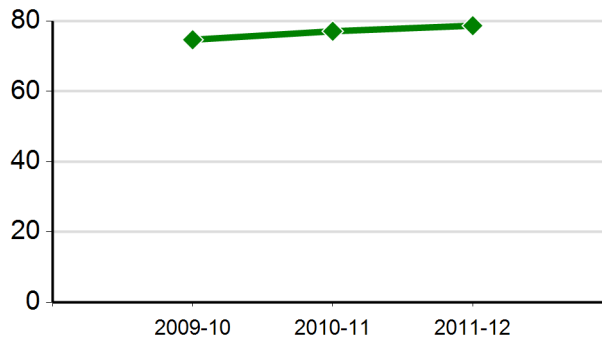
**2011-12 Average SAT Score**



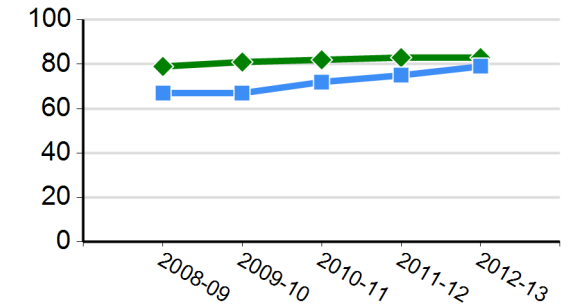
**Percentage of English Learners Making Progress in Learning English**



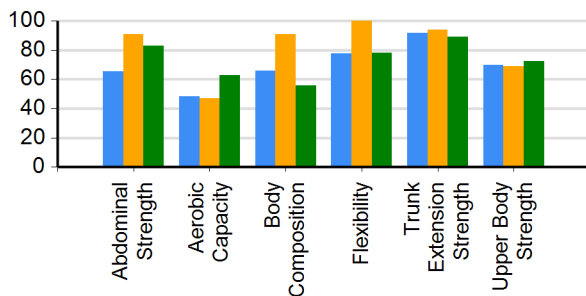
**Cohort Graduation Rate\***



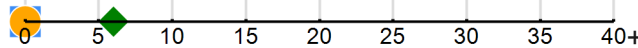
**CAHSEE English-Language Arts Grade 10 Passing Rate**



**Percentage of Students in the Healthy Fitness Zone in 2011-12**



**2011-12 Suspensions and Expulsions as a Percentage of Enrolled Students**



**CHART LEGEND:**

■ SCHOOL ● DISTRICT ◆ STATE

\* Only three years of data are available

CAHSEE: CA High School Exit Examination  
CST: CA Standards Test

School and/or district information will not be displayed when data are not available or when data are representing fewer than 11 students.

**CAHSEE Mathematics Grade 10 Passing Rate**

